

Noble Network of Charter Schools  
**Demand Trends for Noble Network**



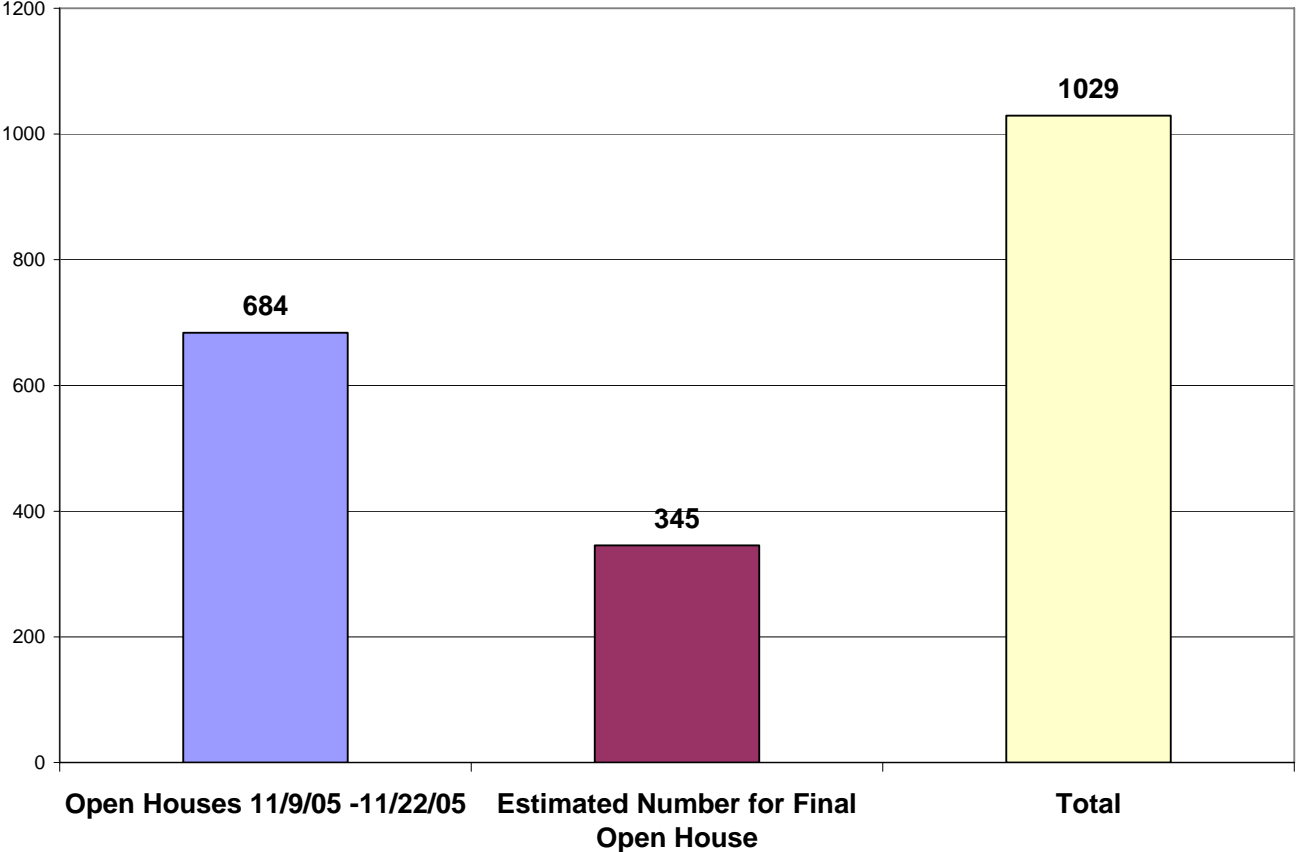
# 2005 Open House Season Draws Record Number of Applicants

---

## Demand Outstrips Expansion

684 applications have been distributed thus far during Noble Street's 2005-6 open-house sessions. This is the highest number in history and the numbers continue to grow. By the final open house in January, it is estimated that over 1000 applications will have been distributed. This means that the number of applicants to spaces remains at over 2.5:1 – despite the fact that we tripled the available spaces for entering freshmen with the opening of our two new campuses.

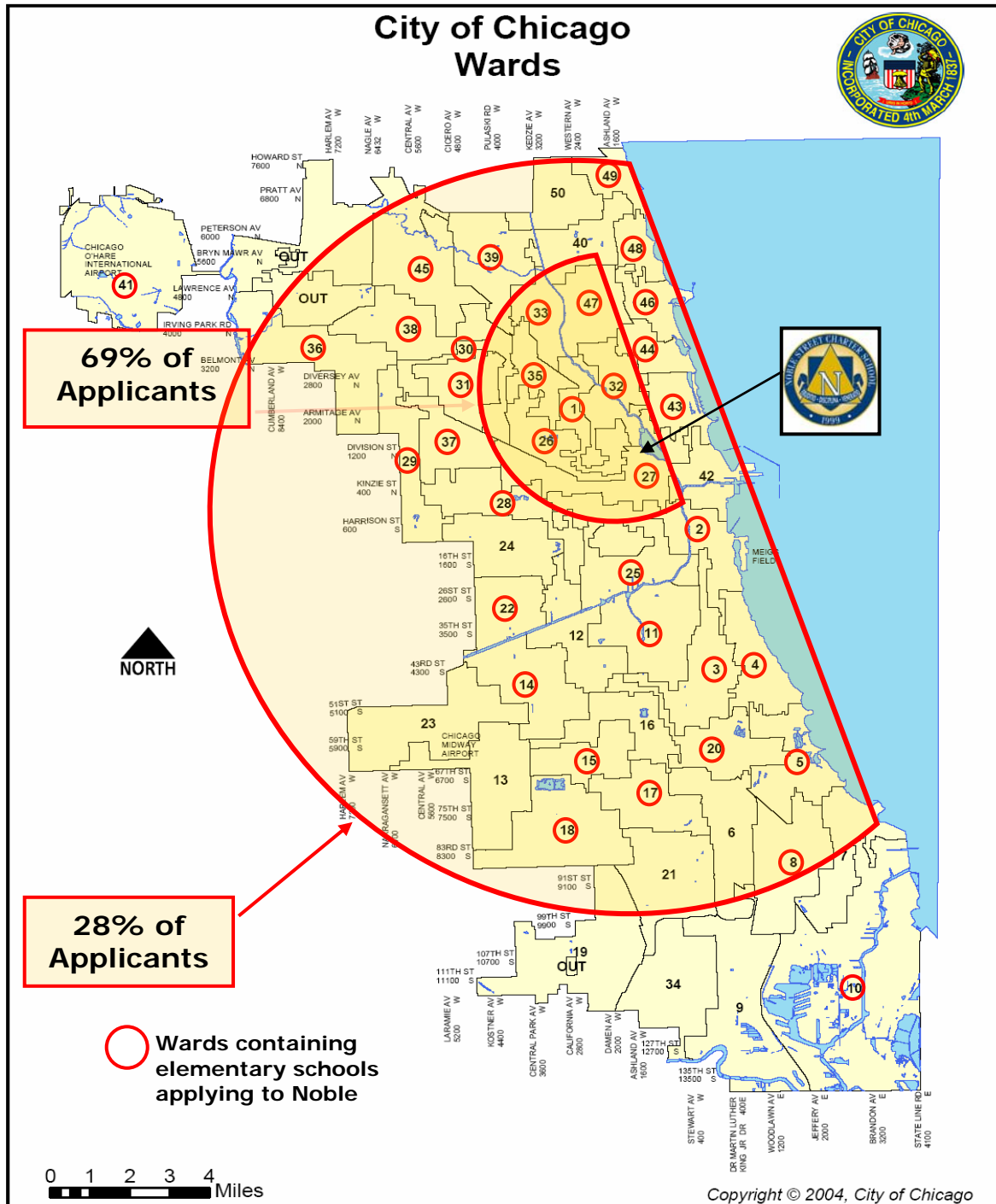
**Number of applications distributed during Open House Sessions.**



# Noble Network Applicant Pool Blankets 74% of City Wards

## Noble Applicants Reside in 37 of 50 Wards in Chicago

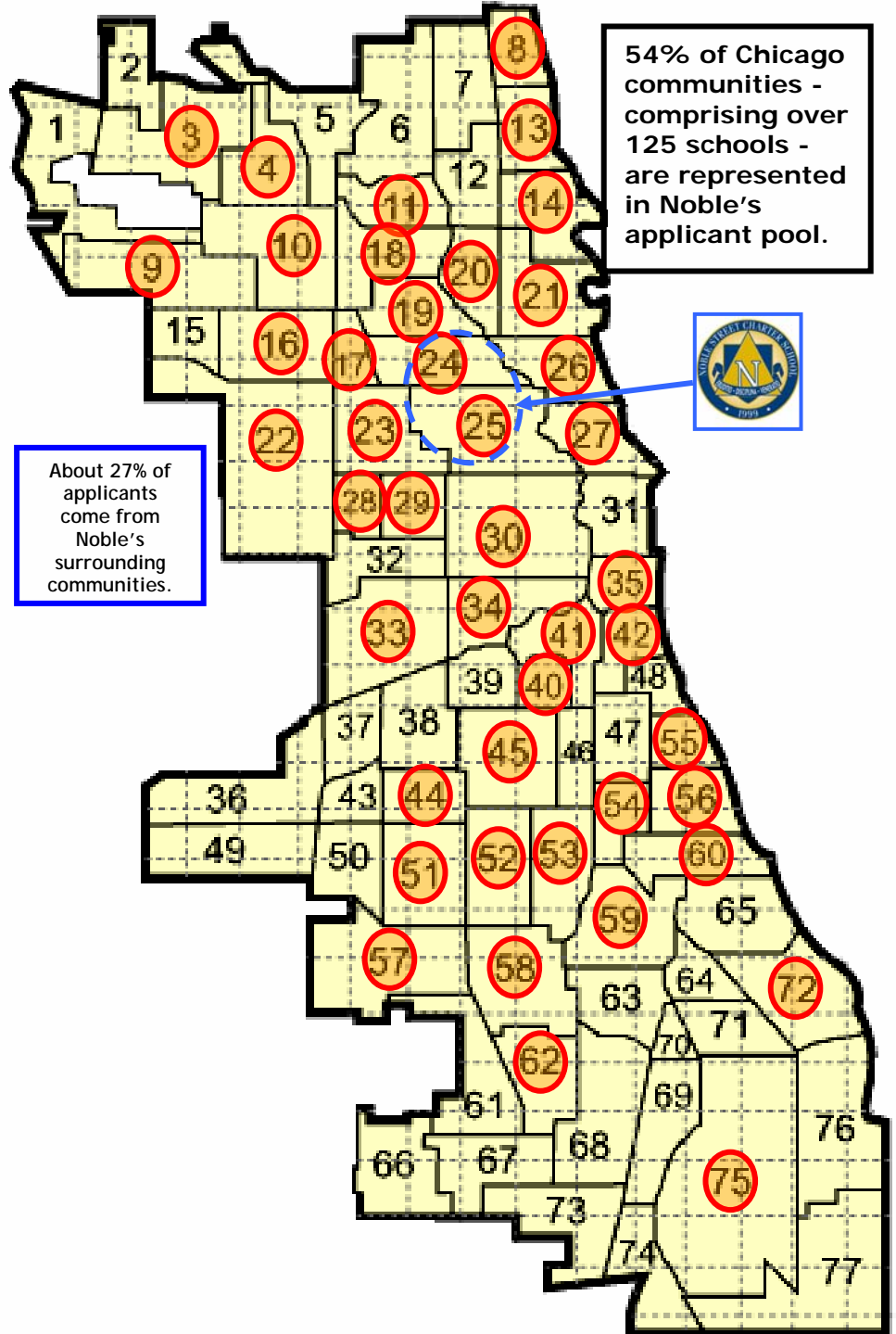
While 69% of our applicant pool comes from within four miles surrounding Noble's adjacent 1<sup>st</sup> and 27<sup>th</sup> Ward, over 30% come as far away as the periphery of the city limits.



# Noble City-wide Coverage by Community

## The Noble Network Attracts Students from 44 of 77 City Communities

COMMUNITY	% Applicants
03. Norwood Park	2.4%
04. Jefferson Park	0.8%
08. Rogers Park	0.8%
09. Dunning	0.8%
10. Portage Park	1.6%
11. Albany Park	0.8%
13. Edgewater	0.8%
14. Uptown	1.6%
16. Belmont Cragin	4.0%
17. Hermosa	0.8%
18. Irving Park	4.0%
19. Avondale	2.4%
20. North Center	3.2%
21. Lakeview	4.0%
22. Austin	1.6%
23. Humboldt Park	4.8%
24. Logan Square	9.5%
25. West Town	15.9%
26. Lincoln Park	3.2%
27. Near North Side	2.4%
28. West Garfield Park	1.6%
29. East Garfield Park	1.6%
30. Near West Side	4.8%
33. South Lawndale	1.6%
34. Lower West Side	3.2%
35. Near South Side	0.8%
40. Bridgeport	1.6%
41. Armour Square	0.8%
42. Douglas	0.8%
44. Gage Park	0.8%
45. New City	0.8%
51. Chicago Lawn	0.8%
52. West Englewood	0.8%
53. Englewood	0.8%
54. Washington Park	0.8%
55. Kenwood	0.8%
56. Hyde Park	0.8%
57. Ashburn	0.8%
58. Auburn Gresham	0.8%
59. Greater Grand Crossing	0.8%
60. Woodlawn	1.6%
62. Washington Heights	0.8%
72. South Chicago	0.8%
75. South Deering	0.8%
Unknown - not CPS	5.6%



**The most current list of elementary schools that attended open-houses and received applications.**

SCHOOL	COMMUNITY
Eagles Wings	Unknown - not CPS
Gavit	Unknown - not CPS
Harley School	Unknown - not CPS
Home School	Unknown - not CPS
NNMS	Unknown - not CPS
Suerre Academy	Unknown - not CPS
Unknown	Unknown - not CPS
Hitch	03. Norwood Park
Oriole Park	03. Norwood Park
Taft	03. Norwood Park
Beaubien	04. Jefferson Park
St. Scholastica	08. Rogers Park
Canty	09. Dunning
Gray	10. Portage Park
Portage Park	10. Portage Park
Belding	11. Albany Park
Pierce	13. Edgewater
Lycee Francais	14. Uptown
Walt Disney	14. Uptown
Hanson Park	16. Belmont Cragin
Mary Lyon	16. Belmont Cragin
Northwest Middle	16. Belmont Cragin
St. Ferdinand	16. Belmont Cragin
St. Genevieve	16. Belmont Cragin
Ames	17. Hermosa
Grover Cleveland	18. Irving Park
Irving Park Middle	18. Irving Park
Marshall Middle	18. Irving Park
Bateman	18. Irving Park
Park View Lutheran	18. Irving Park
Linne	19. Avondale
Logandal	19. Avondale
Reilly	19. Avondale
Audubon	20. North Center
Coonley	20. North Center
Pilgrim Lutheran	20. North Center
Schneider	20. North Center
Agassiz	21. Lakeview
Burley	21. Lakeview
Greeley	21. Lakeview
Hawthorne	21. Lakeview

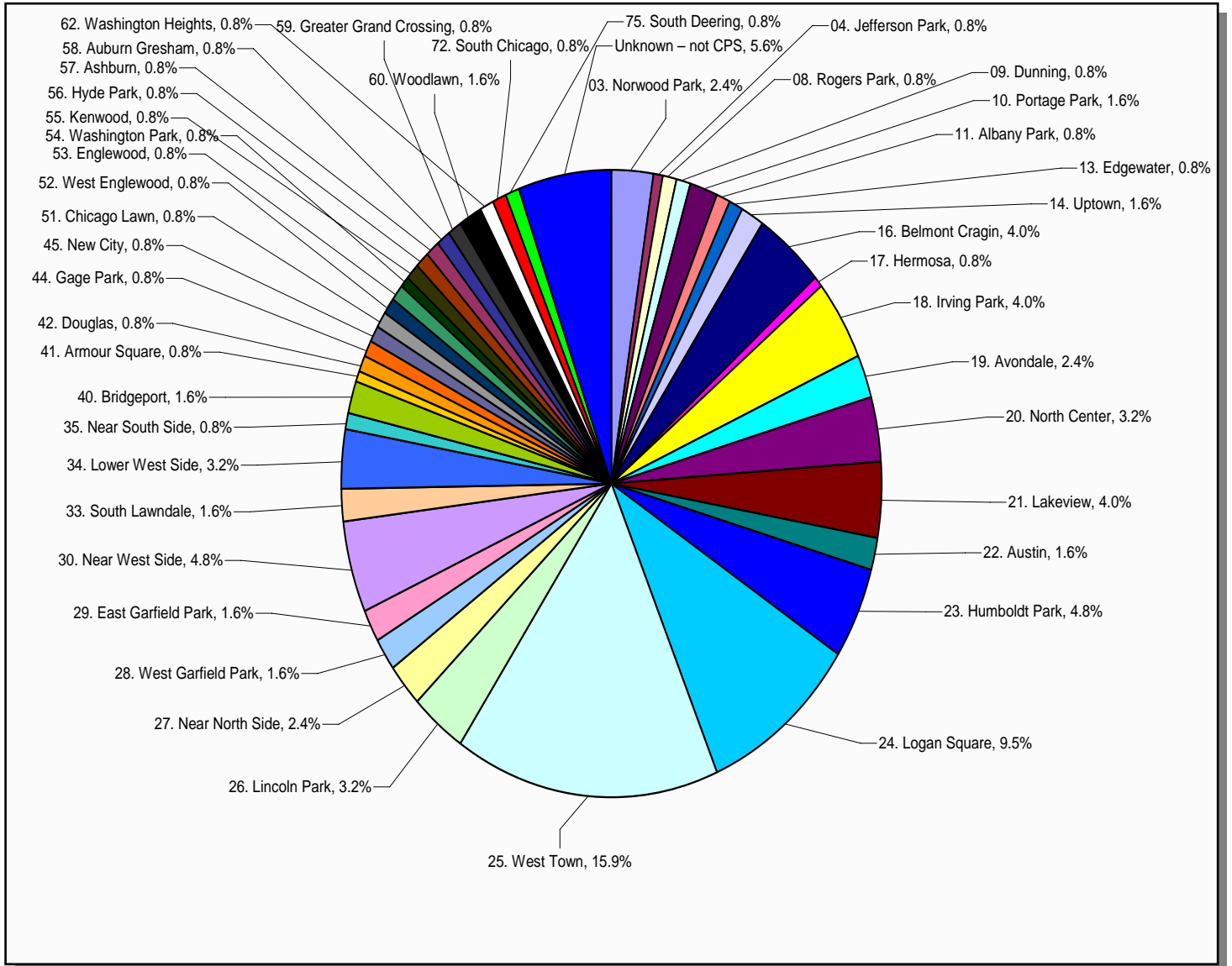
Inter-American	21. Lakeview
Howe School	22. Austin
Sayre	22. Austin
Cameron	23. Humboldt Park
Humboldt Christian	23. Humboldt Park
Lowell	23. Humboldt Park
Nobel	23. Humboldt Park
Stowe	23. Humboldt Park
West Park	23. Humboldt Park
Brentano	24. Logan Square
Chase	24. Logan Square
CICS	24. Logan Square
Darwin	24. Logan Square
Drummond	24. Logan Square
Goethe	24. Logan Square
James Monroe	24. Logan Square
Monroe	24. Logan Square
Pulaski	24. Logan Square
Salem Christian	24. Logan Square
St. Sylvester	24. Logan Square
Yates School	24. Logan Square
Andersen	25. West Town
Burr	25. West Town
Carpenter	25. West Town
Chopin	25. West Town
DeDiego	25. West Town
Duprey	25. West Town
Lafayette	25. West Town
Lozano	25. West Town
Mitchell	25. West Town
Moos	25. West Town
Otis	25. West Town
Peabody	25. West Town
Pritzker	25. West Town
Sabin	25. West Town
St. Helen	25. West Town
St. Mary of the Angels	25. West Town
St. Nicholas Cathedral	25. West Town
St. Stanislaus	25. West Town
Talcott	25. West Town
Von Humboldt	25. West Town
Abraham	26. Lincoln Park
Lincoln	26. Lincoln Park
Newberry	26. Lincoln Park
Oscar Mayer	26. Lincoln Park

Franklin Fine Arts	27. Near North Side
Ogden	27. Near North Side
Salazar	27. Near North Side
Melody	28. West Garfield Park
Sumner	28. West Garfield Park
Jensen	29. East Garfield Park
Ericson	29. East Garfield Park
Andrew Jackson	30. Near West Side
Galileo	30. Near West Side
Octavio Paz	30. Near West Side
Orozco	30. Near West Side
Skinner	30. Near West Side
Washington Irving	30. Near West Side
Kanoon	33. South Lawndale
Saucedo	33. South Lawndale
Finkl	34. Lower West Side
Ruiz	34. Lower West Side
St. Pius	34. Lower West Side
St. Procopius	34. Lower West Side
Perspective Charter	35. Near South Side
Holden	40. Bridgeport
Sheridan	40. Bridgeport
Abbott	41. Armour Square
YWLCS	42. Douglas
Our Lady of Charity	44. Gage Park
Hedges	45. New City
Marquette	51. Chicago Lawn
Nativity BVM	52. West Englewood
Hope	53. Englewood
Beasley	54. Washington Park
NKO Charter	55. Kenwood
Canthers	56. Hyde Park
Ashburn	57. Ashburn
Foster Park	58. Auburn Gresham
Paul Revere	59. Greater Grand Crossing
Carnegie	60. Woodlawn
McCosh	60. Woodlawn
Evers	62. Washington Hts
Thorp	72. South Chicago
Marsh	75. South Deering

# No Community Represents a Majority of Applicants

## Noble's Applicant Pool is Widely Dispersed

No more than 16% of Noble applicants come from a single community – West Town. West Town is the original Noble Street's home community. More typically, Noble's applicants come from all over the city and the vast majority individually comprise fewer than 5% of the applicant pool.

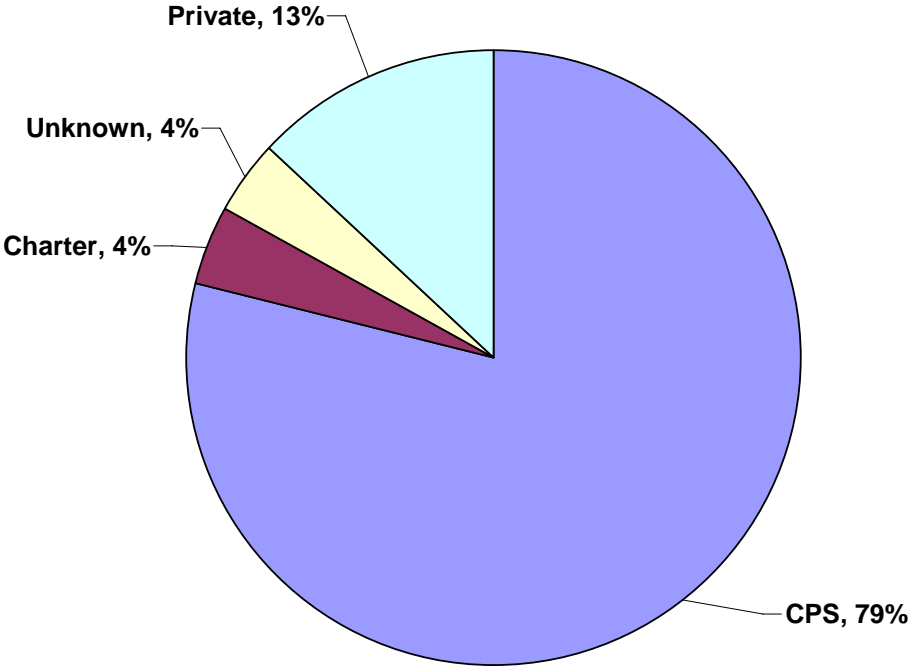


# Noble's Attraction Extend beyond CPS

---

## Noble Street Increasingly Attracts Private and Charter School Applicants

As Noble Street's reputation grows, a large of students from private and other non-traditional educational (home-schooled) backgrounds attend our open-houses.



## Applicant Demand Extends beyond Visited Schools

Another sign of growing demand lies in the fact that although we visited 37 schools to announce our open-houses, more than 125 schools actually showed. This indicates that word-of-mouth has greatly expanded our applicant base.

